



Feel exhilaration that spans an entire continent.



Take the road less traveled, the road most traveled, or any road in between.

You've got an entire continent waiting for you. Places you've grown to love. Places you've yearned to see. Thousands of miles of road crisscross and connect it all, and Granite Ridge™ Motorhomes by Jayco® take you over all of it in relaxed and luxurious comfort. With the upscale amenities of a Class A and the nimbleness of a Class C, whatever destinations you choose will lead you over roads most remembered.

For more information go to www.jayco.com.

With 420 ft.-lbs. of torque, you'll cruise with ease over the roads, hills and mountains of the entire continent. And with Filon® sidewalls and two optional premium paint & graphics packages, you'll look great doing it (shown with standard graphics package).




GRANITE RIDGE™ 2005 Class C Motorhome



Granite Ridge 3100 SS interior
Rum Raisin with
North Ridge Maple cabinetry



There's no such thing as roughing it in the well-equipped bathroom, complete with glass shower door, skylight and residential-style 6-panel passage doors.



The private rear bedroom feels like home with a queen bed, pillow top mattress, day/night shades, large wardrobes (select models) and a rear window to see the sun rise.

A cross-country sightseeing trip can open a world of possibilities.

The deserts of Big Bend National Park. The wild landscapes of the Apostle Islands. Mount Rushmore. Devils Tower. When your eyes capture wondrous sights like these, you realize how many more you want to see. Greyhawk™ Motorhomes by Jayco® give you the freedom to make the journey and meet your family's needs along the way. A wide variety of sizes, floor plans and sleeping arrangements let you go wherever ... and however ... inspiration takes you.

Stop hunting for switches. The inside Command Center® puts controls for the slideout, water heater, generator and water pump in one convenient place.

Smooth Filon® sidewalls, entrance and baggage doors stand tough against the weather. So does the Carrier AirV™ High Capacity air conditioner, built from high-strength, light-weight polymer that resists rust. The unit also recycles condensate water to reduce runoff, keeping the exterior dry and clean.



Greyhawk™ 2005 Class C Motorhome



Greyhawk 29 GS interior
Maritime Maroon with
North Ridge Maple cabinetry



Everything in the Greyhawk™ bathroom makes your stay more enjoyable, such as a wood medicine cabinet with mirror, linoleum floor and skylight (select models).



Recharge for tomorrow's journeys in the queen bed with pillow top mattress (select models). The recessed TV shelf lets you relax with your favorite shows. Or enjoy your favorite book beneath the convenient reading lights.

Sometimes extra touches make good times extra special.



The optional back-up camera and monitor make maneuvering your motorhome safer and easier.



Choose the optional overcab front entertainment center with 24" flat-screen TV for a great movie-viewing experience. Optional North Ridge Maple cabinetry adds a touch of elegance.

The bedroom over the cab gives you extra sleeping space for two adults.



The 5,000-lb. hitch lets you tow most vehicles such as SUVs without sacrificing power.



GRANITE RIDGE™ and Greyhawk™

The ergonomic, automotive-style instrument panel with large controls is easy to use. Cruise control and power door locks and windows add extra convenience. Dual second-generation air bags and safety belt pretensioners provide heightened safety. Factory air conditioning, tilt steering, height-adjustable safety belts and fully front/back adjustable recliner seats create comfort tailored to you.



1. Pass-through basement storage lets you bring plenty of gear, including longer items, without taking up interior space.

2. The exclusive outside utility center consolidates connections and controls within easy reach. Our "no-mess" valve system on basement models makes dumping your holding tanks cleaner and easier. The drain hose is positioned out of the way so it won't interfere.



An ocean to the east. An ocean to the west. And a lifetime to explore everything in between.

You've always dreamed of setting off down the highway in your own motorhome to survey all the destinations you've heard so much about — from the windswept cliffs of Nova Scotia's Cape Breton Highlands National Park to the sun and sand of San Diego's Coronado Beach. Escapade™ Motorhomes by Jayco® take your family down those highways smoothly and easily ... and affordably. Our value-priced motorhome combines spacious interiors with easy maneuverability. So the only thing you'll have to worry about is which site to see first.

The roof ladder, spare tire, carrier and cover come in handy and come standard.



In the bedroom, the queen bed with deluxe mattress (select models) lifts easily on struts for finished storage below. Gain even more storage for all your clothes in the large wardrobes and overhead cabinets.



escapade® 2005 Class C Motorhome

The bathroom provides everything you're accustomed to at home, including a wood medicine cabinet with mirror, skylight (select models) and residential-style six-panel doors.

Escapade 28 G interior



1.



2.



3.



4.



5.

1. Jayco Class C motorhomes give you all the convenient, safe and comfortable features built into the cab of Ford's heaviest-duty motorhome chassis — the E-450 Super Duty.
2. Whether you like country or classical, rock or rhythm and blues, the in-dash AM/FM/CD stereo lets you take your music wherever you go.
3. The 4,000-watt Onan® MicroQuiet™ generator provides plenty of power when you don't have access to hookups.
4. Find ample room for all your gear in the lockable radius exterior storage compartments.
5. The tough, powder-coated steel rear bumper resists corrosion.
6. Deluxe side-view mirrors provide great views of the road and fiberglass running boards make getting in and out easier.



6.

2005 motorhome standards and options

Standard Interior Equipment

	Escapade™	Greyhawk™	Granite Ridge™
12V high-intensity lighting package	■	■	■
Cable TV hookup with RG6 Coax	■	■	■
Carpeting with padding throughout unit	■	■	■
Clock	■	■	■
Crank-up TV antenna with signal booster	■	■	■
Day/night shades throughout	■	■	■
Decorative pillows for sofa	■	■	■
Fabric-covered box valances with lambrequin legs	■	■	■
Fairfield Oak cabinetry	■	■	■
Fluorescent and halogen lighting package	■	■	■
Front entertainment center with 24" flat screen TV	■	■	■
Handsome furniture, designed and made by Jayco®	■	■	■
Hardwood trim package (slideout models only)	■	■	■
Hide-a-bed sofa (24 SS)	■	■	■
J-Steel™ sofa with drawer storage (select models)	■	■	■
Mini-blinds throughout unit	■	■	■
North Ridge Maple cabinetry	■	■	■
Overhead cabinet for TV (N/A with front entertainment center)	■	■	■
Ozite® ceiling liner	■	■	■
Padded wings behind cab	■	■	■
Window over front cab	■	■	■

Standard Kitchen Equipment

	Escapade™	Greyhawk™	Granite Ridge™
3-burner range with 9,000-BTU SuperBurner™ and piezo igniter	■	■	■
8-cu.-ft. flush-mount, refrigerator with double door	■	■	■
Beveled T-mold countertop edging	■	■	■
Bi-fold range cover	■	■	■
Coffee maker	■	■	■
Corian® edged countertop	■	■	■
Cutting board cover for sink (2)	■	■	■
Divided silverware drawer for utensils	■	■	■
High-rise mixing faucet	■	■	■
Linoleum flooring	■	■	■
Microwave oven with carousel	■	■	■
Mini-blinds	■	■	■
Molded double bowl sink	■	■	■
Plexiglas splash guard (select models)	■	■	■
Recessed countertop knife holder	■	■	■
Self-edge countertop	■	■	■
Single lever faucet with pull-out sprayer	■	■	■
Water purification system	■	■	■

Standard Bedroom Equipment

	Escapade™	Greyhawk™	Granite Ridge™
Convenient reading lights	■	■	■
Day/night shades	■	■	■
Large wardrobes (select models)	■	■	■
Mini-blinds	■	■	■
Pillow shams (2) (queen bed)	■	■	■
Queen bed with deluxe mattress (select models)	■	■	■
Queen bed with pillow-top mattress (select models)	■	■	■
Quilted bedspread	■	■	■
Rear window (select models)	■	■	■
Recessed TV shelf (select models)	■	■	■
Shelf for TV	■	■	■
Under bed storage, bed lifts easily on gas struts	■	■	■

Standard Bathroom Equipment

	Escapade™	Greyhawk™	Granite Ridge™
6-panel residential-style passage doors	■	■	■
Bar and towel ring	■	■	■
Cup holders, hooks for hanging items, and soap dish	■	■	■
Glass shower door	■	■	■
Linoleum flooring	■	■	■
Marine toilet	■	■	■
Medicine cabinet with mirror	■	■	■
Removable clothing rod in tub (select models)	■	■	■
Skylight with light (select models)	■	■	■
Toilet with foot pedal flush	■	■	■

Standard Exterior Equipment

	Escapade™	Greyhawk™	Granite Ridge™
12V Carefree® Eclipse™ electric patio awning	■	■	■
110V G.F.C.I. protected exterior receptacle	■	■	■
Carefree® patio awning	■	■	■
Class A motorhome-style baggage doors	■	■	■
Door for dump valve access (full basement models)	■	■	■
Electric-powered, double entrance step	■	■	■
Fiberglass running boards	■	■	■
Filon® fiberglass sidewall exteriors	■	■	■
Heavy-duty grab handle for entry assistance	■	■	■
Hitch and wiring for towing, 5000 lbs. weight rating	■	■	■
Lockable, exterior storage compartment with door pulls	■	■	■
Pass-through storage compartment with light (select models)	■	■	■
Patio light with inside switch	■	■	■
Powder-coated steel rear bumper	■	■	■
Radius-cornered fiberglass entrance door with screen door	■	■	■
Rear corner caps	■	■	■
Roof ladder	■	■	■
Slideout battery tray	■	■	■
Spare tire and tire carrier with vinyl tire cover (select models)	■	■	■
Spare tire with crank-down mechanism (full basement models)	■	■	■
Utility center (full basement models only)	■	■	■
Wheelwell liners	■	■	■

Standard Construction Features

	Escapade™	Greyhawk™	Granite Ridge™
78" ceiling height	■	■	■
Bead-foam insulation (R-15 max roof) (R-9 max floor) (R-7 max walls)	■	■	■
Cabinetry crafted with screwed stile construction	■	■	■
Electric-powered slideout	■	■	■
One piece, seamless TPO roof	■	■	■
PolyFlex™ one-piece covering for underbelly	■	■	■
Sidewall framework made of welded tubular aluminum	■	■	■
TuffShell™ vacuum-bond laminated roof, floor, and sidewalls	■	■	■
Unitized, 1-1/2" laminated construction of floor	■	■	■

Standard Cab Equipment

	Escapade™	Greyhawk™	Granite Ridge™
Auxiliary start switch	■	■	■
Choice mats for cab floor	■	■	■
Head liner is padded fabric	■	■	■
Lap and shoulder safety belts (3-point)	■	■	■
Premium AM/FM/CD stereo	■	■	■
Privacy curtains for cab area	■	■	■
Upgraded recliner(s) with full front/back adjustment	■	■	■
Woodgrain dash kit	■	■	■

Standard Cab Equipment

	Escapade™	Greyhawk™	Granite Ridge™
Auxiliary start switch	■	■	■
Choice mats for cab floor	■	■	■
Head liner is padded fabric	■	■	■
Lap and shoulder safety belts (3-point)	■	■	■
Premium AM/FM/CD stereo	■	■	■
Privacy curtains for cab area	■	■	■
Upgraded recliner(s) with full front/back adjustment	■	■	■
Woodgrain dash kit	■	■	■

Standard Chassis Equipment

	Escapade™	Greyhawk™	Granite Ridge™
A/C and cruise control from factory	■	■	■
Automatic transmission with overdrive	■	■	■
Deluxe, remote control, sideview mirrors	■	■	■
Dome lights	■	■	■
Extended, non-remote control, sideview mirrors	■	■	■
Hellwig® helper springs	■	■	■
Power anti-lock brakes with power steering	■	■	■
Power windows and door locks	■	■	■
Rubber body mounts	■	■	■
Tilt steering wheel	■	■	■

Standard Heat, Power and Water

	Escapade™	Greyhawk™	Granite Ridge™
6-gal. gas/electric DSI auto-ignition water heater	■	■	■
12V demand water pump	■	■	■
30-amp power cord	■	■	■
56-lb. chassis-mounted gas tank	■	■	■
Auto-ignition furnace with wall thermostat	■	■	■
Black holding tank sprayer	■	■	■
Central A/C, high-capacity ducted (not available on Escapade 23 U or 24 M)	■	■	■
Conveniently placed water pump switches	■	■	■
Deluxe 110V to 12V power converter	■	■	■
Holding and fresh water tanks, ducted or radiant-heated	■	■	■
Hookup for city water	■	■	■
Interior Command Center®	■	■	■
Onan® 4000-watt MicroQuiet™ generator with auto-changeover	■	■	■
Outside shower	■	■	■
Prep for satellite dish	■	■	■
Water heater bypass system	■	■	■

Standard Safety Equipment

	Escapade™	Greyhawk™	Granite Ridge™
Battery disconnect switch	■	■	■
Carbon monoxide detector	■	■	■
Driver and passenger side air bags	■	■	■
Fire extinguisher	■	■	■
Lap safety belts (selected areas)	■	■	■
Lock and dead bolt on entrance door	■	■	■
LP/gas leak detector	■	■	■
Multiple egress windows	■	■	■
Smoke detector	■	■	■
Third brake light added	■	■	■
Windows with tinted safety glass	■	■	■

Optional Equipment

8-cu.-ft. double door refrigerator with ice maker
 14" flat screen TV
 24" TV in galley (31 SS)
 400-Watt inverter
 Attic fan
 Back-up camera and monitor
 Barrel chairs (2) in lieu of dinette with
 hide-a-bed sofa (24 SS)
 Chairs (2) in lieu of dinette (23 U)
 Chairs and table in lieu of J-Steel™ sofa (28 G)
 Coffee maker
 Comfort lounge in lieu of dinette (25 DS,27 DS)
 Concord Cherry cabinetry
 Customer Value Package
 Double bed with bunk (24 M)
 Double bed with bunk (25 DS)
 Exterior entertainment center
 Front-end shield for protection during transit
 Front entertainment center includes 24" TV
 (select models)
 Linoleum floor throughout
 North Ridge Maple cabinetry
 Portable, outside gas RVQ® grill with carrying case
 Premium paint package - Mountain Berry
 Premium paint package - Sierra Pine

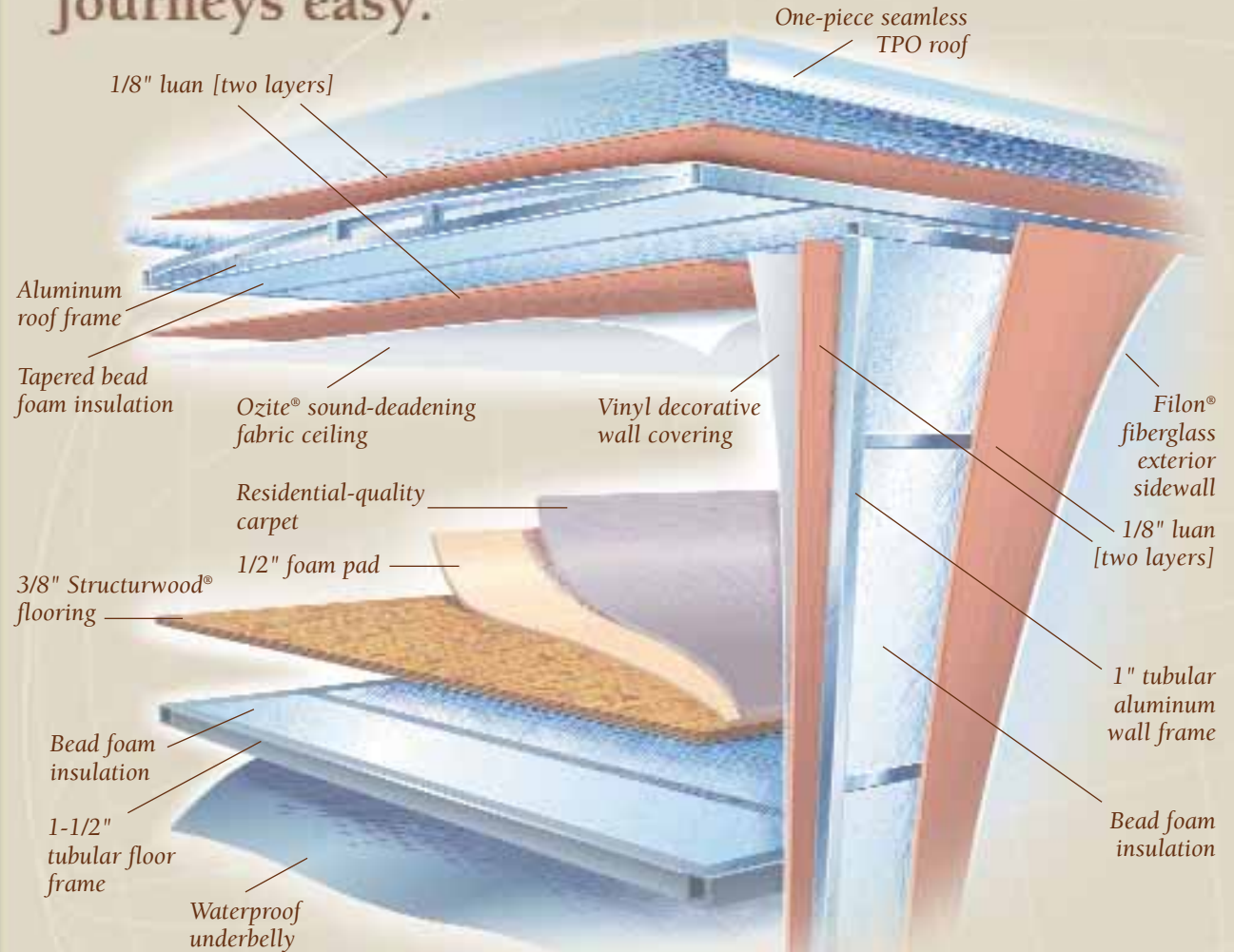
	Escapade®	Greyhawk™	Granite Ridge®
8-cu.-ft. double door refrigerator with ice maker	■	■	■
14" flat screen TV	■	■	■
24" TV in galley (31 SS)	■	■	■
400-Watt inverter	■	■	■
Attic fan	■	■	■
Back-up camera and monitor	■	■	■
Barrel chairs (2) in lieu of dinette with hide-a-bed sofa (24 SS)	■	■	■
Chairs (2) in lieu of dinette (23 U)	■	■	■
Chairs and table in lieu of J-Steel™ sofa (28 G)	■	■	■
Coffee maker	■	■	■
Comfort lounge in lieu of dinette (25 DS,27 DS)	■	■	■
Concord Cherry cabinetry	■	■	■
Customer Value Package	■	■	■
Double bed with bunk (24 M)	■	■	■
Double bed with bunk (25 DS)	■	■	■
Exterior entertainment center	■	■	■
Front-end shield for protection during transit	■	■	■
Front entertainment center includes 24" TV (select models)	■	■	■
Linoleum floor throughout	■	■	■
North Ridge Maple cabinetry	■	■	■
Portable, outside gas RVQ® grill with carrying case	■	■	■
Premium paint package - Mountain Berry	■	■	■
Premium paint package - Sierra Pine	■	■	■

Customer Value Package

3-burner range with 9,000-BTU SuperBurner™ and piezo igniter
 6-gal. gas/electric DSI auto-ignition water heater
 8-cu.-ft. double door refrigerator
 A/C, Carrier™ Transport AirV™ High Capacity Attic fan
 Back-up camera and monitor
 Bi-fold range cover
 Bi-fold shower door
 Day/night shades throughout
 Deluxe, remote control, sideview mirrors
 Electric-powered double entrance step
 Exterior entertainment center
 Glass door to shower
 Hitch and wiring for towing, 5000 lbs. weight rating
 Home theater system, Dolby® Digital 5.1 Surround Sound with DVD
 Portable, outside gas RVQ® grill with carrying case
 Power, leather, driver-side seat; Non-power, leather, passenger-side seat
 Powered vent in bathroom
 Woodgrain dash kit

	Escapade®	Greyhawk™	Granite Ridge®
3-burner range with 9,000-BTU SuperBurner™ and piezo igniter	■	■	■
6-gal. gas/electric DSI auto-ignition water heater	■	■	■
8-cu.-ft. double door refrigerator	■	■	■
A/C, Carrier™ Transport AirV™ High Capacity Attic fan	■	■	■
Back-up camera and monitor	■	■	■
Bi-fold range cover	■	■	■
Bi-fold shower door	■	■	■
Day/night shades throughout	■	■	■
Deluxe, remote control, sideview mirrors	■	■	■
Electric-powered double entrance step	■	■	■
Exterior entertainment center	■	■	■
Glass door to shower	■	■	■
Hitch and wiring for towing, 5000 lbs. weight rating	■	■	■
Home theater system, Dolby® Digital 5.1 Surround Sound with DVD	■	■	■
Portable, outside gas RVQ® grill with carrying case	■	■	■
Power, leather, driver-side seat; Non-power, leather, passenger-side seat	■	■	■
Powered vent in bathroom	■	■	■
Woodgrain dash kit	■	■	■

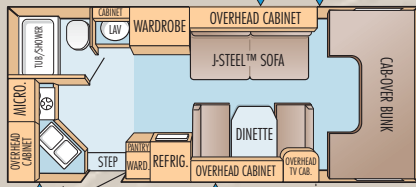
Built tough to make your journeys easy.



Ford E-450 Super-Duty chassis

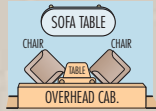
- Ford 6.8L Triton™ V10 engine puts out 305 hp and 420 ft.-lbs. of torque for plenty of power.
- Twin I-beam independent front suspension provides excellent ride and handling. Front stabilizer bar provides additional system integrity and stability.
- 4-speed automatic overdrive transmission uses electronic shift controls to enhance shift scheduling and feel.
- Shock-absorbing body mounts reduce vibration between chassis and coach for a more comfortable ride.
- Out-front engine design gives excellent engine access, puts oil dipstick, oil fill, windshield washer and coolant fill reservoir within easy reach and results in comfortable cab leg room.
- E-Coat™ on frame and welded cross members resists corrosion for years.
- Four-wheel anti-lock disc brakes increase safety on slippery roads or during sudden stops.

2005 Escapade™ floorplans



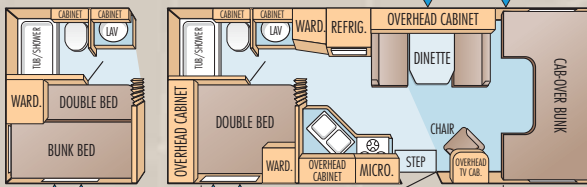
12-FOOT AWNING

23 U
Non-Basement



CHAIRS WITH TABLE OPTION

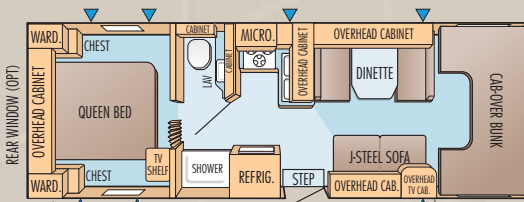
OUTSIDE STORAGE COMPARTMENT



15-FOOT AWNING

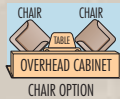
BUNK/DOUBLE BED OPTION

24 M
Non-Basement

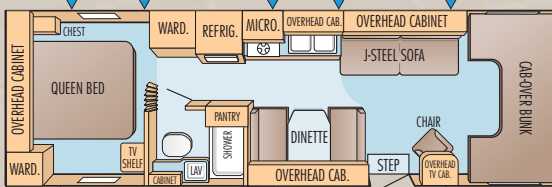


20-FOOT AWNING

28 G
Non-Basement



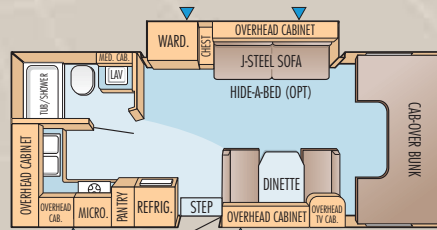
CHAIR OPTION



20-FOOT AWNING

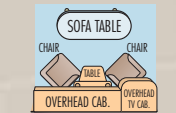
31 A
Non-Basement

2005 Greyhawk™ floorplans

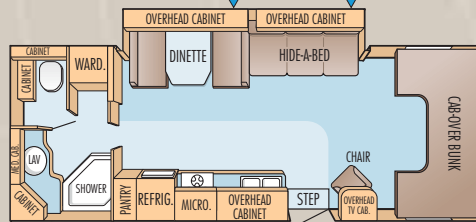


14-FOOT AWNING

24 SS
Non-Basement

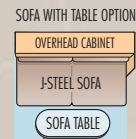


BARREL CHAIRS WITH TABLE OPTION

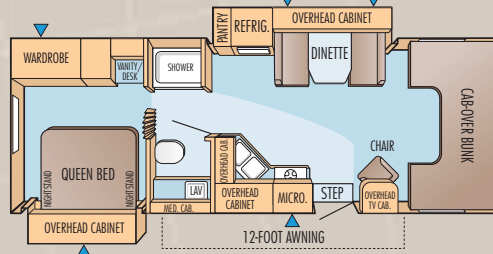


16-FOOT AWNING

26 SS
Basement



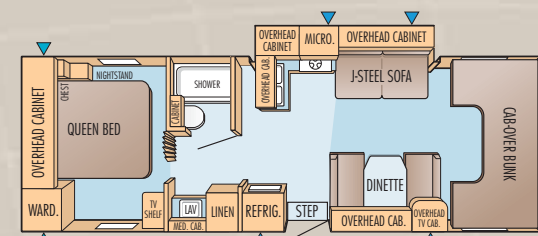
27 DS
Basement



12-FOOT AWNING

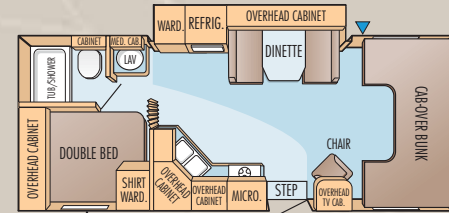
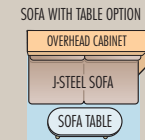
ENTERTAINMENT CENTER OPTION

29 GS
Basement

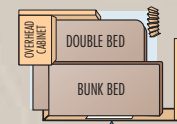


19-FOOT AWNING

29 GS
Basement



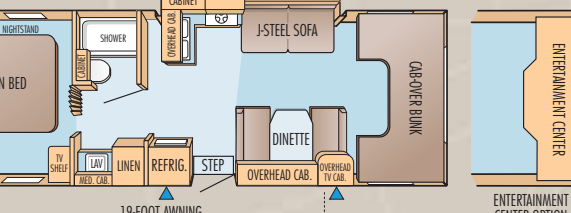
16-FOOT AWNING



BUNK BED OPTION

25 DS
Non-Basement

OUTSIDE STORAGE COMPARTMENT

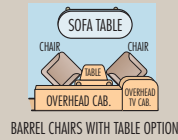
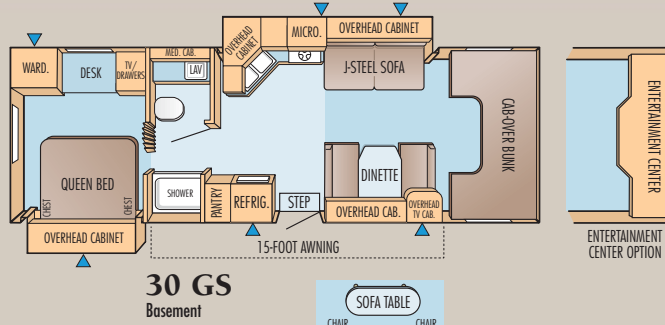


19-FOOT AWNING

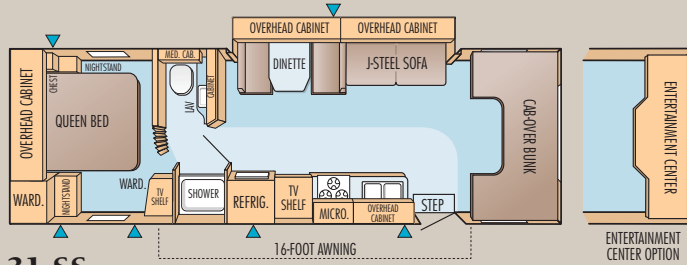
29 GS
Basement



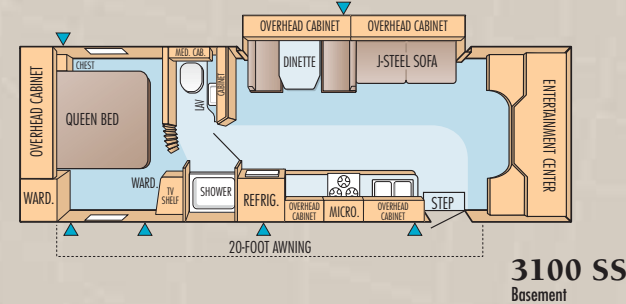
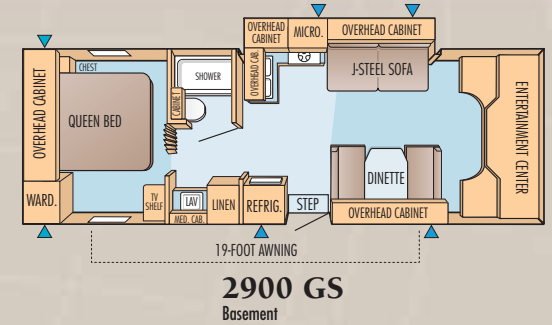
2005 Greyhawk™ floorplans, continued.



BARREL CHAIRS WITH TABLE OPTION



2005 Granite Ridge™ floorplans



2005 Escapade™, Greyhawk™ and Granite Ridge™ specifications.

Escapade Models	Exterior Length	Exterior Height w/AC	Gross Vehicle Weight Rating (lbs.)	Chassis & Engine Size	Wheel Base	Furnace, Auto-Ignition (BTUs)	Fresh Water Capacity (gals.) includes water heater	Gray Wastewater Capacity (gals.)	Toilet/Black Wastewater Capacity (gals.)	Exterior Storage (Cu.-Ft.)
23 U	23'-3"	130"	11,500	Ford 6.8L/V10	159"	25,000	31	39	35	12
24 M	24'	130"	11,500	Ford 6.8L/V10	159"	25,000	37	39	35	10
28 G	28'-7"	130"	14,050	Ford 6.8L/V10	185"	31,000	37	39	37	31
31 A	31'-2"	130"	14,050	Ford 6.8L/V10	218"	31,000	37	39	37	50
Greyhawk Models										
24 SS	25'-1"	130"	14,050	Ford 6.8L/V10	181"	25,000	44	39	35	16
25 DS	25'-1"	130"	14,050	Ford 6.8L/V10	181"	25,000	44	39	35	40
26 SS	27'-2"	136"	14,050	Ford 6.8L/V10	176"	31,000	44	40	36	50
27 DS	27'-11"	136"	14,050	Ford 6.8L/V10	182"	31,000	44	40	36	51
29 GS	30'-5"	136"	14,050	Ford 6.8L/V10	218"	31,000	39	40	36	64
30 GS	31'	136"	14,050	Ford 6.8L/V10	218"	31,000	39	40	37	51
31 SS	31'-4"	130"	14,050	Ford 6.8L/V10	218"	31,000	44	40	37	41
Granite Ridge Models										
2900 GS	30'-5"	136"	14,050	Ford 6.8L/V10	218"	31,000	39	40	35	68
3100 SS	31'-4"	136"	14,050	Ford 6.8L/V10	218"	31,000	44	40	36	71

It is important that you review weights and ratings before you purchase a new motorhome.

Unloaded Vehicle Weight (UVW): Sometimes referred to as "Dry Weight," UVW means the weight of this motorhome as built at the factory. The UVW, as used in product literature and other promotional materials, does not include cargo, fresh water, LP gas, options or dealer-installed accessories.

Gross Vehicle Weight Rating (GVWR): GVWR means the maximum permissible weight of the motorhome, including the UVW plus all cargo, passengers, personal items, fluids, options and dealer-installed accessories. The GVWR is equal to or greater than the sum of the UVW and the CCC.


Cargo Carrying Capacity (CCC): CCC means the maximum weight of all passengers, personal belongings, food, fresh water, LP gas, tools, other cargo and dealer-installed accessories that can be carried by the motorhome. CCC is equal to or less than GVWR minus UVW.

Jayco® affixes a weight label to each new RV which lists weight information for that vehicle.

2005 Granite Ridge™ fabric selections



2005 Greyhawk™ fabric selections



2005 Escapade™ fabric selections



Granite Ridge™ standard graphics package



Granite Ridge™ premium paint package: Mountain Berry



Granite Ridge™ premium paint package: Sierra Pine

Enjoy Jayco's exclusive Customer First Roadside Assistance



You can travel worry-free in your Jayco® motorhome and concentrate on having fun, thanks to Jayco's new Customer First roadside assistance program. This service, free during your first year of ownership, provides complete roadside assistance, emergency road service and special support benefits that follow you wherever your travels take you. This program is offered through Coach-Net, the largest RV emergency road service in the country. With a simple phone call, you get *prompt* access to dependable service when and where you need it, including:

- **Emergency Roadside Assistance.** Gain covered benefits with no out-of-pocket expense throughout the U.S. and Canada (includes one additional family car).

- **24-hour Toll-Free Emergency Message Service.** Stay in touch with family and friends anywhere in the country in case of an emergency.
- **\$2,000 Trip Interruption Reimbursement.** If you're in an accident, get reimbursement for your car rental, meals, lodging ... even a plane ticket home.
- **Toll-Free Nationwide Service Appointment Assistance.** Simply call us to set up an appointment where and when you want it and we'll take care of the rest.
- **Free Custom Trip Routing and Full Color Map Service.** Receive easy-to-follow maps, travel tips, places to see and much more.
- **Service Assistance.** Get simple directions to the closest of more than 6,800 qualified agencies throughout North America.
- **Free Dispatch of On-Site Mechanical Service in the Event of a Breakdown**
- **Free Jump Starts**
- **Free Tire Changes**
- **Free Fuel Delivery**
- **Free Lockout Service**

RVQ is a registered trademark of Vitco, Inc.
 Filon is a registered trademark of Kemlite Company, Inc.
 Carefree is a registered trademark of Carefree of Colorado
 Onan is a registered trademark of Cummins Engine Corporation
 Triton and Ford are registered trademarks of Ford Motor Corporation
 Dolby and the double-D symbol are registered trademarks of Dolby Laboratories
 Carrier is a registered trademark of Carrier Corporation



FAMILY OWNED. FAMILY FOCUSED.

Jayco, Inc. P.O. Box 460 Middlebury, IN 46540
www.jayco.com



As a Jayco owner, you can be part of the Jayco Jafari International Travel Club.

Ask your dealer about the Jafari "flight" in your area, write Jayco direct or visit our Web site.

Jayco is a registered trademark of Jayco, Inc.

We back what we build



The Jayco 2+3 Warranty is a manufacturer's limited warranty. It doesn't come from your dealer and it's not an extended warranty! It comes from the people who build Jayco recreational vehicles to the people who buy them. Each Jayco is warranted to the original purchaser for twenty-four (24) months from

the date of purchase against defects in materials and workmanship. The Jayco warranty includes a limited three-year (3) structural guarantee. In addition, our limited warranty may be transferred one time within the first two (2) years. Go ahead and compare the Jayco warranty with other manufacturers' warranties. You'll find it's the best in the business! For a copy of the limited warranty with full terms and conditions, ask your local Jayco dealer or visit our Web site.

Ford chassis is backed by a three-year (3) or 36,000-mile warranty with a six-year, 100,000-mile warranty against corrosion.

See dealer for further information and prices.

Please Note: All information in this brochure is the latest available at the time of publication approval. Jayco reserves the right to make changes and to discontinue models without notice or obligation.

Pictures in this brochure may show optional equipment. RVs built for sale in Canada may differ to conform to Canadian codes.

Printed on recycled paper.



©2004 Jayco, Inc. 0704-75M Litho in U.S.A.

Part No. 0501034.2005