

seismic



reinvent your **ADVENTURE!**




Read more about our industry-leading **2-YEAR WARRANTY** on the back cover!



Jayco[®]


Generations of family fun.



SILENT GLIDE DAY/NIGHT SHADES



FOUR-STEP ENTRY



SIX-POINT
LEVELING
SYSTEM



lap of **LUXURY**

Part toy hauler, part fifth wheel and all luxury, the 2014 Jayco Seismic is redefining the toy hauler category — and the people who own it. Thanks to an extraordinary list of features, Seismic is like a luxury car purchase — with the garage included.



PENDANT LIGHTING

CONTROL PANEL

TOE-KICK LIGHTING

SEISMIC 3914 | ECLIPSE

CARGO SCREEN


TIE-DOWN D-RINGS

OPTIONAL PARTY DECK




INTERIOR DÉCOR CHOICES

ECLIPSE



STONE



CANYON



PRALINE




- 1 Sofa
- 2 Accent
- 3 Bedspread
- 4 Drapery
- 5 Flooring
- 6 Carpet



U-DINETTE WITH EXTENDABLE SEATING



ENTERTAINMENT CENTER WITH FIREPLACE




WALK-IN CLOSET



DENVER MATTRESS

Seismic boasts the new Jayco-exclusive Euro-Top Sleep System from Denver Mattress, offering convoluted foam layers that cradle pressure points for extreme comfort.



PANTRY





SEISMIC 3902 | PRALINE



SEISMIC 3902 | PRALINE



SEISMIC 3914 | ECLIPSE



CLIMATE SHIELD

ULTIMATE WEATHER PROTECTION

4-SEASON ENGINEERING

Extend your camping season with the Jayco Climate Shield — the ultimate in weather protection. Designed for efficient heating and cooling, Climate Shield protects against extreme heat and extreme freezing — even when temperatures hit a high of 100° F or a low of 0° F.

VALUE	UNIT AREA	TYPE OF INSULATION
R-7	All vertical walls	R-7 block foam
R-11	Behind front cap	R-11 insulation
R-30	Roof	R-18 insulation + R-14 foil
R-22	Main floor	R-7 insulation + R-14 foil
R-14	Slide floor	R-14 foil
R-22	Bedroom floor	R-7 insulation + R-14 foil
R-14	Inside open pin box	R-14 foil
R-14	Enclosed drop-frame overhang	R-14 foil



MAGNUM TRUSS ROOF

- 1 4 1/2" crowned wood trusses
- 2 3/8" plywood roof decking, screwed down at every seam
- 3 Residential attic-style insulation
- 4 One-piece, sidewall-wrapped Alpha Ply material

WALL CONSTRUCTION

- 5 TuffShell vacuum-bonded sidewalls, slideouts and back wall
- 6 Smooth high-gloss exterior
- 7 Welded aluminum frames

FLOOR CONSTRUCTION

- 8 5/8" tongue-and-groove plywood decking on 2" x 3" aluminum floor joists on 16" centers
- 9 Full-width outriggers
- 10 Flexfoil and fiberglass insulation

* Seismic was tested in 0° F and 100° F weather over an extended period of time in a controlled environment and all functions of the coach were fully operational. Testing cannot account for natural elements, such as wind or moisture. In actual use, unit may not perform as well. In addition, outside components are subject to freezing and require steps to properly insulate. Jayco's warranty does not cover damage caused by freezing.

STANDARDS AND OPTIONS

STANDARD EXTERIOR EQUIPMENT

- High-gloss fiberglass sidewalls
- 3/8" plywood roof decking on 5" crowned wood truss rafters (R-30)
- 5/8" tongue-and-groove plywood main floor decking
- 12" I-Class cambered structural-steel I-beam frame
- Heat reflective foil insulation in living area, bedroom and slideout floors
- One-piece seamless roof membrane
- 16" radial tires
- E-Z Lube axles
- MOR/ryde CRE 3000 rubber axle equalizer
- Dexter Nev-R-Adjust brakes
- Pin box, long
- 30" x 72" radius-cornered entrance door with step light, oversized window and Epad touch-pad gas-strut door locks
- Marine-grade exterior speakers (2)
- 12V electric patio awning
- Hand-held remote for awning, slideouts, jacks and patio lights
- Stor-Galore basement storage
- Metal slam-latch lockable baggage doors, insulated and radius-cornered
- Integrated LED front cap docking light
- Electric-powered front jacks
- Heated, enclosed Uni-Dock utility center
- 5,500-watt generator with auto-changeover switch
- Double 30-lb. propane bottles, regulator and additional (1) 30-lb. tank storage
- Battery compartment and disconnect switch for two batteries
- 30-gal. fuel station, dual, with command center gauge
- 148-gal. fresh water capacity
- Black holding tank sprayer and sewer hose compartment
- Water system winterization kit
- Outside shower
- Electric-powered rear stabilizer jacks (2)
- LED taillights

STANDARD INTERIOR EQUIPMENT

- Residential-style pre-drilled and screwed cabinet construction with hidden hinges
- Ball bearing drawer guides, 100-lb. capacity
- Below-countertop trash receptacle
- Deep storage booth dinette drawers
- High-gloss, solid-surface countertops with undermount stainless-steel sink and sink covers (2)
- Brushed nickel faucet with pull-out sprayer
- 3-burner range with 9,000-BTU SuperBurner, piezo igniter
- Mirror feature behind stove
- 8 cu. ft. flush-mount, double-door refrigerator with high-gloss black inserts
- 24" microwave oven with carousel
- Oversized 21" oven
- Water heater bypass system
- Water purification system
- 40,000-BTU furnace, auto-ignition and black digital thermostat
- Island/bar area long-stem pendant lights (select models)
- Toe-kick kitchen accent lighting
- LED recessed lighting package
- Samsung 1,000-watt home theatre system
- Thermofoil bathroom countertops, clear vessel sink and high-rise nickel faucet
- Radius shower with colored ABS surround
- Flat-panel door with decorative glass
- Ceiling bedroom crown molding
- Denver Mattress Advanced queen-sized (60" x 80") pillowtop mattress

Gas-strut, under-bed storage

- Walk-in closet
- Bedroom cabinet with 22" LED HDTV, DVD, satellite and cable jacks
- Bedroom wired and framed for second A/C

STANDARD RAMP & CARGO EQUIPMENT

- Vacuum-bonded laminated 2" garage floor
- 7' 10" hinged spring-assist ramp door, 3,000-lb. capacity, 93 3/8"-wide opening with anti-slip, non-skid flooring
- 18"-wide tread plate splash guard
- Tuff-ply, rubberized garage floor liner
- Welded-steel storage in garage floor/full-width beaver tail
- Flush floor-mounted tie-down rings, anchored to frame, 2,500-lb. capacity
- 30" x 72" garage door with LED step light
- Premium coach/cargo passage door with window and LED light strip (select models)
- High-intensity, flush-mounted ramp lights (2)
- HappiJac electric bed lift
- Dual opposing electric sofas
- Black retractable screen wall/cargo bay privacy curtain
- Patio door with screen (3902 and 3914)
- 3 cu. ft. refrigerator (select models)
- Washer/dryer prep, located in cargo area
- Cargo area vent ports, powered roof vent and closeable, directional A/C ducts

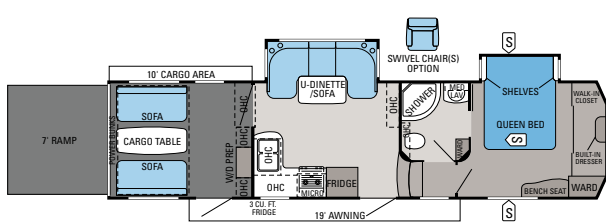
CUSTOMER VALUE PACKAGE (MANDATORY)

- 8-lug polished aluminum wheels
- Electric patio awning
- Security lights (2)
- Spare tire with carrier
- Black folding roof ladder
- Insulated and heated holding tanks
- 12-gal. gas/electric DSI water heater with auto-ignition
- Whisper Quiet 15,000-BTU air conditioner with multi-directional, louvered-directional ceiling vents
- Bi-fold range cover
- Home theatre system with 40" LED HDTV
- Bath skylight
- Power bathroom vent with large blades

OPTIONS

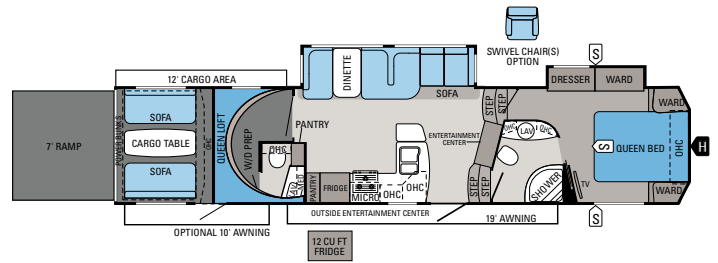
- Customer Value Package with 15,000-BTU air conditioner with heat pump
- Partial Paint Package
- Premium Paint Package
- Thermal pane safety-glass windows
- MOR/ryde pin box
- 6-point automatic electric leveling system
- Additional electric patio awning
- Party Deck with folding rails and awning
- Roll-up carpet in cargo area
- Slideout awnings
- 12 cu. ft. flush-mount, double-door refrigerator with high-gloss black inserts (n/a 3210)
- 24" convection microwave
- High-top table and bar stools
- 26" exterior LED HDTV
- 26" LED HDTV in cargo area
- Satellite kit
- Sirius satellite radio package
- Fireplace (3902)
- Swivel/reclining chair(s)
- Front-to-rear roll-over sofas
- Dyson vacuum
- 15,000-BTU 2nd bedroom air conditioner with black thermostat

FLOORPLANS



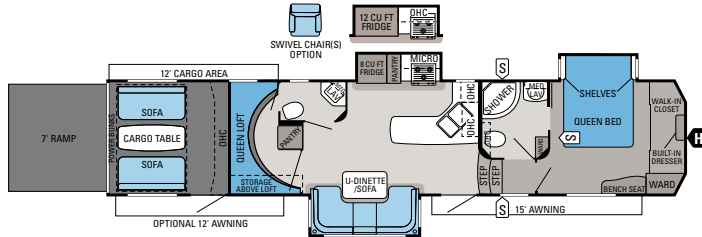
SEISMIC FULL-PROFILE | 3210

Ext. Lgth: 37' Ext. Ht: 161" Unloaded Wt (lbs.): 12,005 Sleeps: 7-8



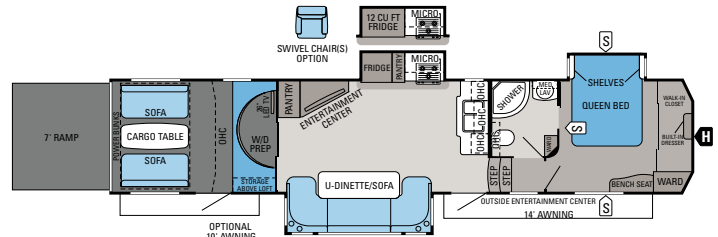
SEISMIC FULL-PROFILE | 3712

Ext. Lgth: 42' 5" Ext. Ht: 159" Unloaded Wt (lbs.): 14,000 Sleeps: 9-11



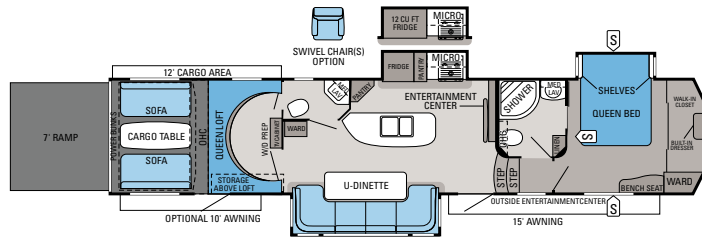
SEISMIC FULL-PROFILE | 3812

Ext. Lgth: 43' 3" Ext. Ht: 159" Unloaded Wt (lbs.): 14,135 Sleeps: 8-10



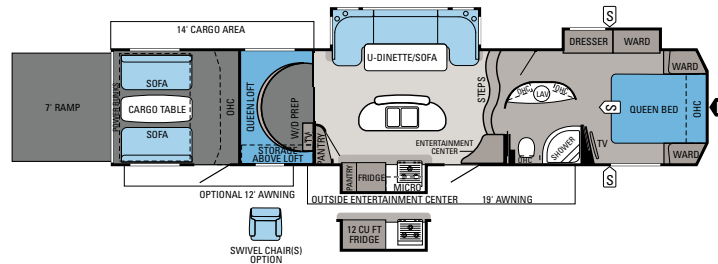
SEISMIC FULL-PROFILE | 3902

Ext. Lgth: 43' 10" Ext. Ht: 159" Unloaded Wt (lbs.): 13,665 Sleeps: 7-8



SEISMIC FULL-PROFILE | 3912

Ext. Lgth: 44' 2" Ext. Ht: 159" Unloaded Wt (lbs.): 14,305 Sleeps: 8-10



SEISMIC FULL-PROFILE | 3914

Ext. Lgth: 44' 2" Ext. Ht: 159" Unloaded Wt (lbs.): 14,200 Sleeps: 8-10

EXTERIOR COLOR CHOICES



STANDARD GRAPHICS PACKAGE



OPTIONAL PARTIAL PAINT PACKAGE



OPTIONAL PREMIUM PAINT PACKAGE

SPECIFICATIONS

FLOORPLAN	EXT. LGTH.	EXT. WDT.	EXT. HT. WITH A/C	EXT. HT. WITH OPT. BEDROOM A/C	INT. HT.	UNLOADED VEHICLE WT. (LBS.)	DRY HITCH WT. (LBS.)	GROSS VEHICLE WT. RATING (LBS.)	CARGO CARRYING CAPACITY (LBS.)	FRESH WATER CAPACITY (GAL.) (WITH WATER HEATER)	GRAY WASTEWATER CAPACITY (GAL.)	TOILET/BLACK WASTEWATER CAPACITY (GAL.)
3210	37'	102"	161"	161"	103"	12,005	2,745	16,500	4,495	148	87	50
3712	42' 5"	102"	159"	159"	103"	14,000	2,998	19,000	5,000	148	122.5	85.5
3812	43' 3"	102"	159"	159"	103"	14,135	3,250	19,000	4,865	148	122.5	82.6
3902	43' 10"	102"	159"	159"	103"	13,665	3,169	19,000	5,335	148	122.5	50
3912	44' 2"	102"	159"	159"	103"	14,305	3,090	19,000	4,695	148	122.5	82.6
3914	44' 2"	102"	159"	159"	103"	14,200	3,320	19,000	4,800	148	87	50

The weights of certain options and/or option packages are not included in the UUV listed above.

Unloaded Vehicle Weight (UUV): Sometimes referred to as "Dry Weight," UUV means the typical weight of this trailer as built at the factory. The UUV, as used in product literature and other promotional materials, does not include cargo, fresh water, propane, options or dealer-installed accessories.

Gross Vehicle Weight Rating (GVWR): GVWR means the maximum permissible weight of the trailer, including the UUV plus passengers, personal items, all cargo, fluids, options, and dealer-installed accessories. The GVWR is equal to or greater than the sum of the UUV and the CCC.

Cargo Carrying Capacity (CCC): CCC means the maximum weight of all passengers, personal items, food, fresh water, propane, tools, other cargo and dealer-installed accessories that can be carried by the trailer. CCC is equal to or less than GVWR minus UUV. The addition of options will decrease the CCC.

Hitch Weight (HW): The hitch weight, as used in product literature and other promotional materials, does not include cargo, fresh water, propane gas, options or dealer-installed accessories. The addition of these types of items will either add to or subtract from the stated hitch weight.

It is important for your safety and enjoyment that your tow vehicle be adequately sized and equipped to tow and handle the GVWR of the RV you select. Review weights and rating of your tow vehicle and consult a competent advisor for questions or advice. Whether you are new to RVing or a veteran, get a feel for the performance of your tow vehicle before heading out on the roadways. When you tow an RV, you must drive differently than when you drive a single vehicle. Practice hooking up, driving, backing up and braking in a safe environment or seek out professional instruction. Jayco affixes a weight label to each RV which lists weight information for that vehicle. See specifications chart above.

2-YEAR WARRANTY*

Peace of mind comes standard



BUMPER
— to —
PIN BOX
LIMITED WARRANTY*

Nobody offers a better warranty than Jayco. With our exclusive 2-year CoPilot Limited Warranty, the only strings we attach are those that deliver the ultimate in reliability. At Jayco, your peace of mind is our priority, and that's the Jayco difference.

*For a copy of our 2-year limited warranty with full terms and conditions, please contact your local Jayco dealer or visit Jayco.com.

300 JAYCO DEALERS

A four-decade strong network

From the sales experience to service after the sale, we consider our dealers to be an important part of the Jayco family. Establishing a solid relationship with your local Jayco dealer is a key component in the enjoyment of your new Jayco. By purchasing from a local dealer, you will have a convenient location for sales, parts and service support. We hope you consider them a part of your camping family.

Your local dealer

1-YEAR FREE

Roadside Assistance

Travel worry-free with Jayco's Customer First Roadside Assistance program, yours at no cost during your first year of ownership. This program is offered through Coach-Net, the country's largest RV emergency road service, and gives you immediate access to assistance.

Coach-Net
RV Technical & Roadside Assistance



Generations of family fun.

THE JAYCO STORY BEGAN IN 1968 WITH OUR FAMILY—THE BONTRAGERS. Lloyd Bontrager created an innovative, easy-to-use lifter system that led to a better fold-down camper. Loaded with more conveniences, he believed his camper would bring families closer together.

Since then, Jayco has helped generation after generation create family stories — good, old-fashioned family fun built around campfires with a Jayco RV nearby. At Jayco, we strive to build family-friendly products that will outlast just about everything but your memories. We'd love nothing more than to be a part of your family story. Join us in our generations of family fun.

eco advantage™

Jayco's long-term commitment to protecting the environment



Scan this QR code with your smartphone to watch a video about our efforts and the impact we're making on our planet.
jayco.com/ecoadvantage

Follow us on



Jayco, Inc., P.O. Box 460, Middlebury, IN 46540, www.jayco.com 

See dealer for further information and prices. All information in this brochure is the latest available at the time of publication approval. Jayco reserves the right to make changes and to discontinue models without notice or obligation. Photos in this brochure may show optional equipment and props for photography purposes. RVs built for sale in Canada may differ to conform to Canadian codes. ©2013 Jayco, Inc. 14-SEIS-PL 0813-80K Printed in U.S.A.